



*Working together
to get the job done!*



Smart Door Solutions
For Every Business Plan.

T: 828-735-1978; F: 866-340-1699; E: SALES@JXTCOMPANY.COM



Working together
to get the job done!

A Legacy of Quality.

For more than sixty years, the craftsmen at Eliason Corporation have been setting the standard for quality in our industry. We are proud to say that the legacy lives on in our product quality, on-time delivery and total customer satisfaction.

We're proud to deliver unique and innovative technology as a part of our high performance door solutions. Let's walk through the details.

TABLE OF CONTENTS:

Door Application Matrix.....	3
Commercial and Industrial Doors.....	4
EasyShield™	6
EconoSpan	7
Corrosion Resistant Doors.....	8
Sliding Doors.....	9
Supermarket & Grocery Doors.....	10
Retail Doors.....	12
Restaurant Doors.....	14
Cooler/Freezer Doors	16
Eliason Frame Solutions.....	18
Hardware & Accessories.....	19
Econo-Covers®.....	20

Eliason® Unique Features & Benefits

EASY SWING® HINGE

Quick, Easy Installation - Takes about half the amount of time that it takes to install other hinges.

HIDDEN HARDWARE - HIDDEN HINGES & FLUSH WINDOWS

This unique combination creates a sleek, attractive door panel that will complement any décor.

EXCLUSIVE DELTA-SHAPED FORMATION

Provides panel with strength and rigidity and eliminates the need for back edge spines that are susceptible to bending, gapping and separating.

CONTINUOUS-WELDED STAINLESS STEEL EDGE CAP

Enhances the appearance of your door and eliminates the possibility of separation that is prevalent with competitive doors.

Door Application Matrix

The Benefit of Certification



Eliason Corporation offers traffic doors that are certified by NSF International, The Public Health and Safety Company™. NSF International is a not-for-profit organization providing certification and other services for products related to food, water, indoor air and the environment. Doors that are NSF® certified are identified throughout the catalog with the NSF® logo.



Eliason Corporation offers traffic doors that are approved by the Canadian Food Inspection Agency, an organization focused on the well-being of Canadian residents by safeguarding its food, animals and plants. Traffic doors that are CFIA approved are shown throughout the catalog with the CFIA logo.




Eliason Corporation provides building information modeling (BIM) content for its doors through its partnership with Arcat®, a building product information service used by architectural, engineering and construction professionals. Doors that have BIM objects are identified throughout the catalog with the Arcat® BIM logo.

	PEDESTRIAN	PUSH CART	PALLET JACK	FORKLIFT	COOLER	FREEZER	WASH DOWN
INDUSTRIAL & COMMERCIAL DOORS							
RIGID IMPACT TRAFFIC DOORS							
FX-9000	✓	✓	✓	✓	✓		✓
FX-9000R	✓	✓	✓	✓	✓	✓	✓
SR-9000	✓	✓	✓	✓	✓		✓
SR-9000R	✓	✓	✓	✓	✓	✓	✓
RMR-1500	✓	✓	✓		✓		✓
HCG-10	✓	✓	✓		✓		✓
PE-500	✓	✓	✓				✓
FLEXIBLE IMPACT TRAFFIC DOORS							
FCD-160	✓	✓	✓	✓	✓		✓
FLT-400	✓	✓	✓	✓	✓	✓	✓
FMP	✓	✓	✓		✓		✓
FP-100	✓	✓	✓	✓	✓	✓	✓
EASYSHIELD	✓	✓	✓	✓			
ECONOSPAN	✓	✓	✓	✓	✓		✓
ESD STRIP DOORS	✓	✓	✓	✓	✓	✓	✓
CORROSION RESISTANT DOORS							
CF-9000	✓	✓					✓
RMR-9000	✓	✓					✓
SLIDING TRAFFIC DOORS							
SDM-9000 / SDA-9000	✓	✓					✓
RETAIL, SUPERMARKET, GROCERY DOORS							
SALES TO STOCKROOM							
LWP SERIES	✓	✓	✓				
P11-PLUS	✓	✓	✓				
PMP-2	✓	✓	✓				
SCP SERIES	✓	✓	✓				
SCG SERIES	✓	✓	✓		✓		
SR-8000 SERIES	✓	✓	✓				
SG-8000 SERIES	✓	✓	✓		✓		
HCP-10	✓	✓	✓				✓
HCG-10	✓	✓	✓		✓		✓
RMR-1500	✓	✓	✓		✓		✓
RTS-9000	✓	✓	✓		✓		✓
SR-9000	✓	✓	✓	✓	✓		✓
SR-9000R	✓	✓	✓	✓	✓	✓	✓
FMP	✓	✓	✓		✓		✓
CAFE DOORS	✓	✓					
GATE DOORS & POST	✓	✓					
RESTAURANT DOORS							
DINING TO KITCHEN							
LWP SERIES	✓	✓	✓				
DSP-3	✓	✓	✓				
PE-500 / PG-500	✓	✓	✓				✓
P11-PLUS	✓	✓	✓				
PMP-2	✓	✓	✓				
ENG-1	✓	✓					
EHH-3 / WHITEBOARD	✓	✓					
SCP SERIES	✓	✓	✓				
SCG SERIES	✓	✓	✓		✓		
CAFE DOORS	✓	✓					
GATE DOORS AND POST	✓	✓					
COOLER & PREP AREA DOORS							
CD-4000 / 6000	✓	✓	✓	✓	✓		✓
FD-4000 / 6000	✓	✓	✓	✓		✓	✓
FX-9000	✓	✓	✓	✓			✓
FX-9000R	✓	✓	✓	✓	✓	✓	✓
SR-9000	✓	✓	✓	✓			✓
SR-9000R	✓	✓	✓	✓	✓	✓	✓
FCG SERIES	✓	✓	✓		✓		
HCG-10	✓	✓	✓		✓		✓
RMR-1500	✓	✓	✓		✓		✓
EISA 10 / 20 / 30	✓	✓	✓		✓		✓
FCD-120	✓	✓	✓		✓	✓	✓
ESD STRIP DOORS	✓	✓	✓	✓	✓	✓	✓

Commercial & Industrial Doors

Heavy Industrial

Eliason Corporation is proud to introduce its new line of commercial and industrial use doors. These rugged doors operate smoothly, require little maintenance and are built to survive in even the toughest applications. Like all Eliason® products, these high performance industrial doors are engineered to be the best.



MODEL: FX-9000

APPLICATIONS: Heavy Industrial, Commercial, Food Processing, Cold Storage, Warehouse, Supermarket, Retail, Cooler

TRAFFIC: Forklift, Pallet Jack, Push Cart, Pedestrian

DOOR BODY: Both sides of each door panel are clad with impact resistant ABS plastic. CFC-free foam core and full perimeter gaskets. Overall panel thickness is 1-3/4".

WINDOW: Impact resistant polycarbonate vision panel set in sealed internal rigid PVC frame. 14-1/2" x 22-1/2"

HINGE: Heavy duty stainless steel V-Cam

OPTIONAL: Aluminum or steel jamb guard, Spring Assist, Easy spring bumpers up to 42" high.

GASKETS: Full perimeter seals on the back leading and bottom edges and a 2" frame mounted wiper seal at the top.



MODEL: SR-9000

APPLICATIONS: Industrial, Commercial, Food Processing, Cold Storage, Warehouse, Supermarket, Retail, Cooler

TRAFFIC: Forklift, Pallet Jack, Push Cart, Pedestrian

DOOR BODY: Both sides of each door panel are clad with impact resistant ABS plastic. CFC-free foam core and full perimeter gaskets. Overall panel thickness is 1-3/4".

WINDOW: Impact resistant polycarbonate vision panel set in sealed internal rigid PVC frame. 14-1/2" x 22-1/2"

HINGE: Heavy duty ductile iron V-Cam

OPTIONAL: Aluminum or steel jamb guard, Spring Assist, Easy spring bumpers up to 42" high.



MODEL: FX-9000R

APPLICATIONS: Heavy Industrial, Food Processing, Cold Storage, Warehouse

TRAFFIC: Forklift, Pallet Jack, Push Cart, Pedestrian

DOOR BODY: Rotationally molded LLDPE polyethylene outer surface is .250" thick. CFC-free foam core and leading edge gaskets. Overall panel thickness is 1.875".

WINDOW: Impact resistant polycarbonate vision panel set in sealed internal rigid PVC frame. Consult factory for sizes.

HINGE: Heavy duty V-Cam optional stainless steel

OPTIONAL: Aluminum or steel jamb guard, Spring Assist, 180 degree V-Cam hinges, Easy spring bumpers.



MODEL: SR-9000R

APPLICATIONS: Light Industrial, Retail

TRAFFIC: Pallet Jack, Push Cart, Pedestrian

DOOR BODY: Rotationally molded LLDPE polyethylene outer surface is .125" thick. CFC-free foam core and leading edge gaskets. Overall panel thickness is 1.875".

WINDOW: Impact resistant polycarbonate vision panel set in sealed internal rigid PVC frame. Consult factory for sizes.

HINGE: Heavy duty V-Cam optional stainless steel

OPTIONAL: Aluminum or steel jamb guard, Spring Assist, 180 degree V-Cam hinges, Easy spring bumpers.

Commercial & Industrial Doors



MODEL: RMR-1500

APPLICATIONS: Industrial, Commercial, Warehouse

TRAFFIC: Pallet Jack, Push Cart, Pedestrian

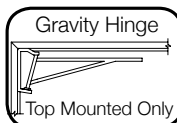
DOOR BODY: Rotationally molded door panel with CFC-free foam core and full perimeter gaskets. 1-1/2" total door thickness. Polyethylene door skin is .125" thick.

WINDOW: 18" x 18" high-impact polycarbonate set in two-piece black window frame.

HINGE: Eliason *Easy Swing*® Hinge

EASY SPRING BUMPERS: Available up to 42" high on both sides of each door panel.

JAMB GUARD: 3" x 9" Aluminum jamb guards are standard



MODEL: FP-100

APPLICATIONS: Industrial, Warehouse, Supermarket, Retail, Food Processing, Institutional, Cold Storage

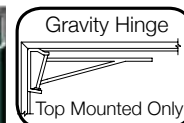
TRAFFIC: Forklift, Pallet Jack, Push Cart, Pedestrian

DOOR BODY: Constructed of 45 oz. USDA accepted, abrasion-resistant, vinyl coated nylon material. Each panel includes one row of flexible stays.

WINDOW: 15" x 14" window is standard

HINGE: Gravity Operated Hinges

AVAILABLE OPTIONS: Impact plates, pocket weights are provided at bottom of each panel when impact plates are not used.



MODEL: FLT-400

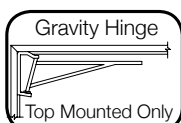
APPLICATIONS: Cold Storage (temps to -30°F), Food Processing, Warehouse, High Volume Industrial Openings

TRAFFIC: Forklift, Pallet Jack, Push Cart, Pedestrian

DOOR BODY: Two layers of flexible, abrasion-resistant, USDA accepted belting material bonded back to back with jamb edge balloon seals and wiper seals at top and bottom of ea. door panel.

WINDOW: Large flexible PVC vision panels for maximum visibility.

HINGE: Heavy-duty, top mounted gravity-operated hinges.



MODEL: FMP

APPLICATIONS: Industrial, Commercial, Warehouse

TRAFFIC: Pallet Jack, Push Cart, Pedestrian

DOOR BODY: Two layers of .120" thick textured PVC bonded back to back with jamb-edge balloon seals and wiper seals at the top and bottom of each door panel. Each panel has 2 rows of flexible horizontal stays. Hinge pocket is reinforced with vinyl-coated nylon material. Bi-parting models have 3" overlap at center.

WINDOW: 15" x 14" clear vinyl windows provide maximum visibility

HINGE: Heavy-duty top mounted, gravity-operated hinges

OPTIONS: Various sized windows and impact resistant scuff plates.



MODEL: ESD STRIP DOORS

APPLICATIONS: Industrial, Commercial, Warehouse

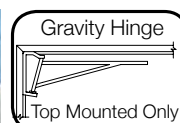
TRAFFIC: Forklift, Pallet Jack, Push Cart, Pedestrian

DOOR BODY: Clear flexible PVC strips are available in thicknesses ranging from .06" to .160" and widths from 4" to 16". Strips available in standard and USDA low-temp reinforced grades. Strip overlap is adjustable depending on the application.

MOUNTING: Several different types of mounting hardware are available, providing versatility to mount on the wall above the door header or under the door jamb.

SPECIALTY STRIPS: Loc-Rib, low-temp Loc-Rib, Reinforced, Anti-Static and Colored strips and bulk PVC Rolls are also available.

NSF: USDA accepted strips are NSF Certified.



MODEL: FCD-160

APPLICATIONS: Cold Storage, Industrial, Warehouse, High Volume Industrial Openings.

TRAFFIC: Forklift, Pallet Jack, Push Cart, Pedestrian

DOOR BODY: One layer of .160" thick clear PVC with textured vinyl impact plates on both sides, jamb-edge balloon seals and wiper seals at top and bottom of each door panel. Large flexible PVC vision panels for maximum visibility. Hinge bracket pocket constructed with two layers of reinforced vinyl-coated nylon material. Bi-parting models have 3" overlap at center. Hinge bracket pocket colors available in black and forest green.

HINGE: Eliason heavy-duty, top-mounted, gravity-operated hinges allow the door panels to open easily and close automatically. Top mounted only design leaves maximum WIC available for passage of wide loads.

EasyShield Sliding and Roll-Up Doors

Eliason EasyShield roll-up and sliding doors are an excellent choice for applications requiring a secondary door that allows ventilation while providing a deterrent to insects, birds, and unwelcome personnel. They are easy to use, and can be mounted on the exterior or interior of the building in conjunction with another door. Our casing mounted option is the perfect solution for installation on metal buildings or in front of coiling steel doors.

Roll-up doors use a 1" x 4" heavy duty extruded aluminum vertical track system. Vinyl coated nylon or brush seals completely seal the edges of the door to the opening, while ¾" fiberglass stiffeners and a weighted bottom balloon seal ensure a tight seal. All roll-up doors can be motor operated.

Sliding doors utilize a 16 gauge galvanized track with 1" nylon rollers, and feature vertical steel 1" x 2" stiffeners enclosed in a vinyl nylon pocket as well as vinyl flaps or brush seals to seal the opening.

EasyShield Insect and Bird Screen doors feature a woven vinyl mesh to prevent insects or birds from entering the building. A woven wire mesh door is available to deter trespassing and reduce pilferage. Solid vinyl doors are a cost effective solution for sealing out dust, pollution and contaminants while maintaining temperature differences between areas.



MODEL: EASYSHIELD INSECT & BIRD SCREEN DOORS

APPLICATIONS: Industrial, Commercial, Institutional, Warehouse, Food Processing, Supermarket

TRAFFIC: Pallet Jack, Push Cart, Pedestrian, Forklift

DOOR BODY: Insect Screen: 17 x 11 scrim count plain weave and 11.7 oz./sq. yard vinyl encapsulated woven polyester mesh with stiffeners and perimeter seals in a roll-up or sliding configuration. Bird Door: Blue oval shape weaved vinyl encapsulated woven polyester mesh, 9 holes/sq. inch and 15 oz./sq. yard with stiffeners and perimeter seals in a roll-up or sliding configuration.

FINISH: Insect screen available in 8 standard colors, bird door available in Blue.

MOUNTING: Face of wall, in-jamb, inside standoff or casing mounting configurations available.

OPTIONS: Roll-up doors can be equipped with an in-tube or heavy duty, 1/2 HP operator.



MODEL: EASYSHIELD WIRE SCREEN DOORS

APPLICATIONS: Industrial, Commercial, Institutional, Warehouse, Food Processing, Supermarket

TRAFFIC: Pallet Jack, Push Cart, Pedestrian, Forklift

DOOR BODY: 15 gauge aluminum with a ½" weave, with perimeter seals in a roll-up configuration. Optional 18 ga. aluminum with ¼" weave, 16 ga. stainless steel with ½" weave, or 19 ga. stainless steel with ¼" weave available.

FINISH: Aluminum or Stainless Steel.

MOUNTING: Face of wall, in-jamb, inside standoff or casing mounting configurations available.

OPERATION: External LiftMaster operator is standard, manual operation is not recommended.



MODEL: EASYSHIELD SOLID VINYL DOORS

APPLICATIONS: Industrial, Commercial, Institutional, Warehouse, Food Processing, Supermarket

TRAFFIC: Pallet Jack, Push Cart, Pedestrian, Forklift

DOOR BODY: Solid 22 oz. vinyl coated nylon material with stiffeners and perimeter seals in a roll-up or sliding configuration. Optional 40 oz. material available.

FINISH: Available in 8 standard colors.

WINDOW: Optional clear, flexible, full panel width PVC window available.

MOUNTING: Face of wall, in-jamb, inside standoff or casing mounting configurations available.

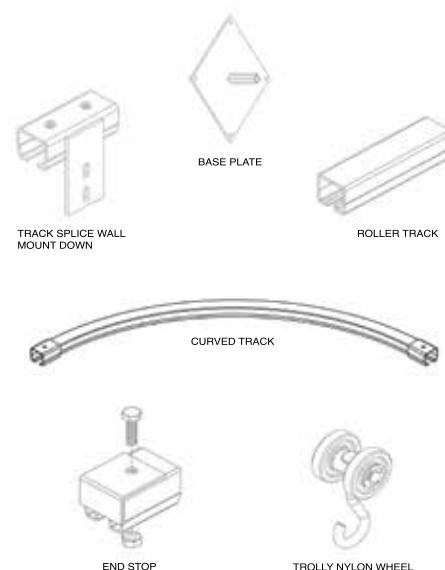
OPTIONS: Roll-up doors can be equipped with an in-tube or heavy duty 1/2 HP operator.

EconoSpan™ Industrial Curtains and Insulated Curtains

Maximize your available space with convenience and flexibility not available in permanent wall fixtures. Eliason's EconoSpan curtains combine easy installation, retractability and mobility into a reliable, easy to use system that adapts to your changing needs. Insulated Curtains are the perfect solution for refrigerated areas.

Reinforced, flame retardant* vinyl material is available in 14 and 18 oz. weights and many color options. A reinforced sewn hem features stainless steel grommets available in 12", 18" or 24" spacing.

EconoSpan Industrial Curtains provide separation of messy processing and manufacturing operations from other areas of your facility, increasing employee safety and comfort. They can be easily moved to a new area as needed, and our optional track system gives you flexibility to quickly open and close the area as needed.



MODEL: ECONOSPAN INDUSTRIAL CURTAINS

APPLICATIONS: Industrial, Commercial, Institutional, Warehouse, Food Processing

TRAFFIC: Pedestrian, Push Cart, Pallet Jack

DOOR BODY: Flame retardant* 18oz. vinyl material, reinforced sewn hem with stainless steel grommets in 12", 18" or 24" spacing. Insulated curtains are available with several different R-values.

WINDOW: Optional clear, flexible, PVC windows available.

MOUNTING: Stainless steel grommet mounting system with optional track and trolley system.

OPTIONS: Bottom hem for pipe or chain, 6" floor sweep, vertical stiffener pockets, cut out reinforced hand pulls, pressure sensitive hook and loop panel connections, heat sealed construction for clean environments, track and trolley hardware.

*Consult Eliason for fire certifications which may vary by material type.

*Contact factory for color options.

Corrosion Resistant Doors & Frames

Eliason® corrosion resistant doors are engineered and manufactured to survive in the harshest environments. We offer corrosion resistant doors that are suitable for interior and exterior applications including: cold storage facilities, sewage treatment plants, manufacturing facilities, food processing facilities, zoos, amusement parks and other harsh environments. Eliason corrosion resistant doors can be used in wash down applications. Eliason® corrosion resistant doors and frames are engineered and custom designed to your exact specifications and are available in a variety of colors. Optional hardware and other accessories are available and can be prepped at the factory to fit existing locations.

For Fire Rated applications, CFR-9000 category B fire-rated doors are designed for interior & exterior applications requiring a 20/45/60/90 minute fire rating.

Eliason FSR-9000 storm rated doors and frames are designed for installations in high wind coastal applications & have received the Florida Building Code (FBC) approval for such applications.



ROT
B
CONTENT

MODEL: CF-9000

APPLICATIONS: Industrial, Commercial, Institutional, Warehouse, Cold Storage, Food Processing, Supermarket, Retail, Restaurant

TRAFFIC: Pedestrian

DOOR BODY: Structural pultruded fiberglass components are permanently bonded to the face sheets and core material, creating a seamless door panel that cannot delaminate, rot or corrode.

FINISH: Standard gel coat exterior finish has a fine pebble texture, optional matte finish available.

WINDOW: Optional vision panels in various sizes and glazing choices, including lexan, laminated, tempered, insulated and wire glass. Doors can be supplied with an FRP lite kit, with or without the glass installed. These attractive lite kits are secured with no exposed fasteners.

CORE: Available cores include, phenolic resin impregnated honeycomb, polypropylene honeycomb, polyisocyanurate foam core or a fire rated mineral core.

HARDWARE PREPARATION: Door panels can be prepped for customer specified hardware.

OPTIONS: Optional accessories such as FRP astragals, weatherstrips, transom panels and FRP louvers are available.



MODEL: RMR-9000

APPLICATIONS: Chemical Plants, Food Processing, Washdown, Pharmaceutical Manufacturing - Interior use only.

TRAFFIC: Pedestrian

DOOR BODY: One-piece rotationally molded LLDPE polyethylene outer shell and Non-CFC urethane foam core. The overall thickness is 1.75", yet only weighs 3.66 pounds per square foot. The panel can retain its properties from 30°F to 100°F continuous service and 140°F intermittent service with temperature differences of up to 40°F.

FINISH: .125" thick monolithic rotationally molded LLDPE polyethylene available in 14 colors.

INSULATION: EcoMate® foamed in place core is formulated to be environmentally friendly and has excellent insulation properties.

HINGE: Optional high quality 4-1/2" x 4-1/2" stainless hinges, continuous hinges, hospital hinges and other specialty hinges are available. The hinge location can be set to custom locations or match any manufacturer's location.

OPTIONS: Available with optional windows, passage/lock-sets, door closers, panic devices, push/pull handles, kick plates, louvers, astragals, flush bolts, bottom sweeps and weather stripping.

Eliason® Sliding Door Solutions

Powered by Tormax iMotion® 2301 Direct Drive System

Solutions for Medical, Pharmaceutical, Food Processing & Warehousing Industries.

Eliason® Sliding Door Solutions are modular in design and combine the aesthetic appeal and durability of our custom built sliding door panels with the Tormax iMotion® 2301 Direct Drive System. With Eliason sliding doors, the choice is always yours... from various window and activation options to single or bi-parting models, you can count on Eliason to meet your sliding door requirements at a reasonable price.

Eliason® SD 9000 Series insulated horizontal sliding doors are designed for applications where swinging or roll-up doors are not practical. They are well suited for all types of traffic in pharmaceutical or electronics manufacturing, processing areas, packaging and storage areas, and wash down environments. The doors are constructed from structural pultruded fiberglass components which are permanently bonded to FRP face sheets and the interior core material. The entire panel is seamless, eliminating the possibility of delamination. Internal FRP blocking is used for reinforcement and dependability. The standard gel-coat exterior is available in many standard colors, and either a smooth satin or a fine pebble textured finish. A foam core is standard for excellent thermal separation and sound abatement properties. Other core options include a polypropylene honeycomb core (PPC), phenolic impregnated honeycomb, or a fire-rated mineral core. All Eliason sliding doors operate on a heavy duty anodized aluminum track; SDM Series sliding doors are manually operated, while SDA Series sliding doors are automatically operated and powered by the Tormax iMotion Direct Drive System.



MODEL: SDM-9000 / SDA-9000

APPLICATIONS: Industrial, Commercial, Institutional, Warehouse, Cold Storage, Food Processing, Supermarket, Retail, Restaurant, Washdown

TRAFFIC: Pedestrian, Push Cart

DOOR BODY: Structural pultruded fiberglass components are permanently bonded to FRP face sheets and the interior core material. The entire panel is seamless and internal FRP blocking is used for internal reinforcement for dependability. Feature a standard Polyisocyanurate foam core but other options are available. Eliason sliding doors are manufactured to suit your opening size up to a 60" x 120" single slide or 120" x 120" bi-parting style without splicing. Larger sizes are available, though field splicing may be required.

FINISH: The standard gel-coat exterior is available in many standard colors, and either a smooth satin or a fine pebble textured finish.

WINDOW (Optional): Many window size and shape configurations are available with various glazing options including Lexan, tempered, laminated and insulated.

TRACK SYSTEMS: Eliason sliding doors operate on an extruded heavy duty anodized aluminum track system with heavy duty trolleys and are available in either single slide or bi-parting configurations.

DIRECT DRIVE SYSTEM (Optional): Tormax iMotion® 2301 Programmable Direct Drive System for automatic operation. Features a self-adjusting controller with advanced auto diagnostics and plug and play features, auto-reverse, and frame mounted infrared safety beams. Optional horns, buzzers and battery back-up are also available.

OPTIONS: Horns, buzzers, battery back-up, impact plates, vision panels, hoods, back up headers and casings, heated gaskets, and emergency egress passage doors.



Supermarket & Grocery Doors

Sales-to-Stockroom Doors



MODEL: RMR-1500

APPLICATIONS: Commercial, Industrial, Supermarket, Cooler

TRAFFIC: Pallet Jack, Push Cart, Pedestrian

DOOR BODY: Rotationally molded door panel with CFC-free foam core and full perimeter gaskets. 1-1/2" total door thickness. Polyethylene door skin is .125" thick.

WINDOW: 18" x 18" high-impact polycarbonate set in two-piece black window frame.

HINGE: Eliason *Easy Swing*® Hinge

EASY SPRING BUMPERS: Available up to 42" high on both sides of each door panel.

JAMB GUARD: 3" x 9" Aluminum jamb guards are standard.



MODEL: HCP-10 / HCG-10

APPLICATIONS: Industrial, Commercial, Supermarket, Retail

TRAFFIC: Pallet Jack, Push Cart, Pedestrian

DOOR BODY: Urethane foam core with a high strength structural PVC frame, 1-1/2" total door thickness

FINISH: High-impact thermoplastic exterior

WINDOW: 14" x 16" clear acrylic, double glazed set in black rubber molding

HINGE: Eliason *Easy Swing*® Hinge

EASY SPRING BUMPERS: 18" high (both sides)

OPTIONAL: 24" high scuff plate (both sides)

HCG-10: Same finish as the HCP-10 with perimeter seal.

NSF: Model HP-10N w/o gasketing and Model HG-10N w/ full perimeter gasketing are NSF Certified.



MODEL: SR-9000

APPLICATIONS: Industrial, Commercial, Institutional, Cold Storage, Food Processing, Warehouse, Supermarket, Retail, Cooler

TRAFFIC: Forklift, Pallet Jack, Push Cart, Pedestrian

DOOR BODY: Full perimeter internal rigid PVC frame w/ CFC-free urethane foam core, 1-3/4" door thickness

FINISH: High-impact thermoplastic exterior

WINDOW: Impact resistant polycarbonate vision panel set in sealed internal rigid PVC frame. 14-1/2" x 22-1/2"

GASKETING: Vertical & bottom edge gasket seals with frame mounted top seal

HINGE: Heavy duty ductile iron V-Cam, upper & lower hinge posts, heavy duty roller assembly & lower pillow block bearing.

OPTIONS: Easy Spring bumpers, aluminum jamb guard.



MODEL: RTS-9000

APPLICATIONS: Commercial, Supermarket, Retail

TRAFFIC: Pallet Jack, Push Cart, Pedestrian

DOOR BODY: Urethane foam core with a high strength PVC frame, 1 1/2" total door thickness

WINDOW: 14" x 16" clear acrylic, double glazed set in black rubber molding. Flush mounted double glazed available.

HINGE: Composite V-Cam hinge system with permanently sealed roller bearings and extruded aluminum back spine with steel hinge posts, powdercoated black.

EASY SPRING BUMPERS: Standard 18" high, optional 24", 36" or 42" high bumpers / scuff plates

OPTIONS: Impact plates, various window sizes.



MODEL: PE-500 / PG-500

APPLICATIONS: Commercial, Industrial, Food Processing, Supermarket, Retail, Restaurant

TRAFFIC: Pallet Jack, Push Cart, Pedestrian

DOOR BODY: High density polyethylene (USDA accepted) textured both sides with a stainless steel back channel. 1/2" total door thickness.

WINDOW: 9" x 14" acrylic set in black rubber molding

HINGE: Easy Swing® Hinging System

AVAILABLE OPTIONS: Jamb Guard (3" x 9"), Easy Spring Bumper, Impact Plates, Spring Bumpers and Impact Plates

PG-500: Same finish as the PE-500 with perimeter seal.



MODEL: LWP-3

APPLICATIONS: Supermarket, Restaurant

TRAFFIC: Pallet Jack, Push Cart, Pedestrian

DOOR BODY: .063" thick tempered aluminum alloy with delta formed vertical edges

FINISH: Anodized aluminum

WINDOW: 9" x 14" clear acrylic set in black rubber molding

Supermarket & Grocery Doors

Cooler & Prep Doors

Many of our doors are certified by U.S. and Canadian Food Inspection Agencies and all of our "R-25" doors comply with all EISA requirements.

SPECIAL FEATURE
EISA 10/20/30:
Insulated R-25 Door



MODEL: EISA-10 / 20 / 30

APPLICATIONS: Supermarket, Restaurant, Cooler

TRAFFIC: Pallet Jack, Push Cart, Pedestrian

DOOR BODY: Constructed with a 3.5" rigid I-beam frame, adding structural strength. High density core foamed-in-place with CFC-free foam which bonds to an ABS face sheet with a R-Value of 25. Available in 3 finishes.

FINISH: EISA-10 (Aluminum upper panel with stainless steel impact plates) EISA-20 (Full height stainless steel) EISA-30 (high-impact thermoplastic exterior

GASKETING: Perimeter Seal

WINDOW: EISA-10 (14" x 14" triple pane gas filled window set in aluminum frame) EISA-20 (14" x 14" triple pane gas filled window set in brushed nickel frame) EISA-30 (triple pane sealed polycarbonate window set in black ABS frame)

HINGE: Eliason Easy Swing® Hinge

OPTIONS: Easy Spring Bumpers, Jamb Guards and Push Plates

NSF: EISA-10 and EISA-20 are NSF Certified.



MODEL: ESD STRIP DOORS

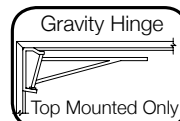
APPLICATIONS: Commercial, Industrial, Cooler, Freezer

TRAFFIC: Forklift, Pallet Jack, Push Cart, Pedestrian

DOOR BODY: Clear flexible PVC strips are available in thicknesses ranging from .06" to .160" and widths from 4" to 16". Strips come in both standard and USDA low-temp reinforced grades. Strip overlap is adjustable depending on the application.

MOUNTING: We offer several types of mounting hardware, providing versatility to mount on the wall above the door header or under the door jamb.

NSF: USDA accepted strips are NSF Certified.



MODEL: FMP

APPLICATIONS: Supermarket, Warehouse, Commercial, Industrial

TRAFFIC: Pallet Jack, Push Cart, Pedestrian

DOOR BODY: Two layers of .120" thick textured PVC bonded back to back with jamb-edge balloon seals and wiper seals at the top and bottom of each door panel. Each panel has 2 rows of flexible horizontal stays. Hinge pocket is reinforced with vinyl-coated nylon material. Bi-parting models have 3" overlap at center.

WINDOW: 15" x 14" clear vinyl windows provide maximum visibility

HINGE: Heavy-duty top mounted, gravity-operated hinges

OPTIONS: Various sized windows and impact resistant scuff plates.



MODEL: SCG-3 / FCG-3

APPLICATIONS: Supermarket, Restaurant

TRAFFIC: Pallet Jack, Push Cart, Pedestrian

DOOR BODY: .75" sustainable, moisture resistant, composite wood core; 1" total door thickness

FINISH: Full length stainless steel panels (both sides)

WINDOW: 9" x 14" clear acrylic set in black rubber molding

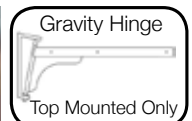
GASKETING: Perimeter seal w/ adjustable bottom gasket

HINGE: Eliason Easy Swing® Hinge

OPTIONS: Easy Spring Bumpers, Jamb Guards & Push Plates, shown w/ optional 15" x 20" clear acrylic windows

FCG-3: Same finish & gasketing as SCG-3 w/ 1.5" foam insulated core and double glazed window

NSF: Model FCG-3N is NSF Certified.



MODEL: FCD-120

APPLICATIONS: Supermarket, Grocery, Cooler

TRAFFIC: Pallet Jack, Push Cart, Pedestrian

DOOR BODY: Single ply .120" clear vinyl sheet

HARDWARE: Top mounted, no bottom pivot, off-set mounting hardware available if required

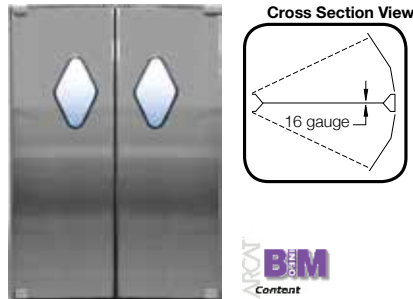
Retail Doors

Retail is quick and convenient. It's friendly. It's interesting. It's not just your work, but very often, your life. We custom design doors and gates to complement your surroundings so you enjoy spending time in a place that welcomes you day after day.



MODEL: LWP CAFE DOOR

APPLICATIONS: Retail, Restaurant, Supermarket
TRAFFIC: Pedestrian
DOOR BODY: .063" thick tempered aluminum alloy
FINISH: Optional .032" decorative high-pressure laminate (both sides)
COLOR OPTIONS: Unlimited selection of laminates available. Laminate can be printed in almost any color or pattern.
HINGE: Eliason Easy Swing® Hinge
SHOWN WITH OPTIONAL: Contour top



MODEL: DSP-3

APPLICATIONS: Retail, Restaurant
TRAFFIC: Push Cart, Pedestrian
DOOR BODY: 16 gauge stainless steel with delta formed vertical edges
WINDOW: 9" x 14" clear acrylic set in black rubber molding
HINGE: Eliason Easy Swing® Hinge
SHOWN WITH OPTIONAL: 11" x 16" diamond shape translucent acrylic windows



MODEL: P-I I PLUS

APPLICATIONS: Supermarket, Retail, Restaurant
TRAFFIC: Pallet Jack, Push Cart, Pedestrian
DOOR BODY: High strength polymer cell core with 1/2" PVC frame, 5/8" total door thickness
FINISH: High impact thermoplastic exterior
WINDOW: 14" x 16" clear acrylic set in black rubber molding, Shown with 9" x 30" ADA-compliant windows
HINGE: Eliason Easy Swing® Hinge
BACK CHANNEL: Galvanized, powder coated satin black



MODEL: HCP-10 / HCG-10

APPLICATIONS: Commercial, Retail, Supermarket
TRAFFIC: Pallet Jack, Push Cart, Pedestrian
DOOR BODY: Urethane foam core w/ a high strength structural PVC frame, 1-1/2" total door thickness
FINISH: High-impact thermoplastic exterior
WINDOW: 14" x 16" clear acrylic, double glazed set in black rubber molding
HINGE: Eliason Easy Swing® Hinge
EASY SPRING BUMPER: 18" high (both sides)
OPTIONAL: 24" high scuff plate (both sides)
HCG-10: Same finish as the HCP-10 with perimeter seal
NSF: Model HP-10N w/o gasketing and Model HG-10N w/ full perimeter gasketing are NSF Certified.



MODEL: PE-500 / PG-500

APPLICATIONS: Retail, Supermarket, Restaurant
TRAFFIC: Pallet Jack, Push Cart, Pedestrian
DOOR BODY: High density polyethylene (USDA accepted) textured both sides with a stainless steel back channel. 1/2" total door thickness
WINDOW: 9" x 14" acrylic set in black rubber molding
HINGE: Eliason Easy Swing® Hinge
AVAILABLE OPTIONS: Jamb guards, impact plates, molded spring bumpers, special vision panel configurations
PG-500: Same finish as the PE-500 with perimeter seal



MODEL: RMR-I 500

APPLICATIONS: Retail, Supermarket, Restaurant
TRAFFIC: Pallet Jack, Push Cart, Pedestrian
DOOR BODY: Rotationally molded, monolithic door panel with CFC-free foam core and full perimeter gaskets. 1-1/2" total door thickness. Polyethylene door skin is .125" thick
WINDOW: 18" x 18" high-impact polycarbonate set in two-piece black window frame
HINGE: Eliason Easy Swing® Hinge
EASY SPRING BUMPERS: Available up to 42" high on both sides of each door panel.
JAMB GUARD: 3" x 9" Aluminum jamb guards are standard

Retail Doors

Dollar store, pharmacy or even supply closet; sometimes the stock room IS your office. We've got the right doors to meet your needs; to add some swing and functionality to your space.



MODEL: SR-8000 SERIES

APPLICATIONS: Supermarket, Cooler, Retail

TRAFFIC: Pallet Jack, Push Cart, Pedestrian

DOOR BODY: High strength polymer cell core with 1/2" PVC frame, 5/8" total door thickness

FINISH: Standard high impact textured thermoplastic, both sides. (SR-8000: .032" anodized aluminum upper panel with 48" high stainless plates, both sides), (SR-8100: stainless steel - full height, both sides),

WINDOW: 9" x 14" clear acrylic set in black rubber molding

GASKETING SG-8300: Full perimeter gasket seals

HINGE: V-Cam and roller hinge system with standard 3-5/8" x 11" jamb guard



MODEL: PMP-2

APPLICATIONS: Supermarket, Retail, Restaurant

TRAFFIC: Pallet Jack, Push Cart, Pedestrian

DOOR BODY: 1/4" thick ABS material reinforced with 2 pieces of 1/4" x 7" ABS along the jamb side, create a back spline with a total thickness of 3/4". The back spline is capped with a stainless steel back channel for extra strength and rigidity.

FINISH: Textured surface (front side)

BACK CHANNEL: Stainless steel

WINDOW: 14" x 16" clear acrylic set in black rubber molding

HINGE: Eliason Easy Swing® Hinge



MODEL: FMP

APPLICATIONS: Supermarket, Retail, Cooler

TRAFFIC: Pallet Jack, Push Cart, Pedestrian

DOOR BODY: Double ply .120" vinyl sheet, .240" total door thickness

FINISH: Pebble embossed

WINDOW: 14" x 16" clear vinyl

HARDWARE: Top mounted ONLY, no bottom pivot



MODEL: PI I- PLUS GATE

APPLICATIONS: Supermarket, Restaurant, Retail

TRAFFIC: Push Cart, Pedestrian

DOOR BODY: .5" thick polymer cell core with .5" solid PVC frame, 5/8" total door thickness

FINISH: High-impact thermoplastic exterior (both sides). Available in multiple colors

HINGE: Eliason Easy Swing® Hinge

SHOWN WITH OPTIONAL: Mounting Post



MODEL: SCP CAFE

APPLICATIONS: Supermarket, Restaurant, Retail

TRAFFIC: Push Cart, Pedestrian

DOOR BODY: .75" sustainable, moisture resistant, composite wood core; 1" total door thickness

FINISH: .032" decorative high-pressure laminate (both sides)

EDGE TRIM: Black plastic molding

STRAIGHT CUT: Top and bottom

HINGE: Eliason Easy Swing® Hinge

SHOWN WITH OPTIONAL: Contour top and bottom



MODEL: SCP-8

APPLICATIONS: Restaurant, Retail

TRAFFIC: Pallet Jack, Push Cart, Pedestrian

DOOR BODY: .75" sustainable, moisture resistant, composite wood core; 1" total door thickness

FINISH: .032" decorative high-pressure laminate (both sides)

BASE PLATE: Standard 18" stainless steel

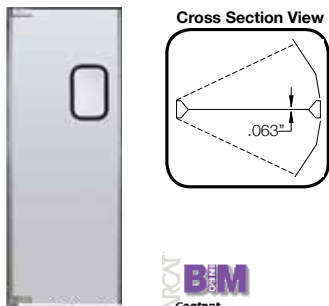
WINDOW: Customize the size and shape to match your decor

HINGE: Eliason Easy Swing® Hinge

NSF: Model SCP-8N is NSF Certified.

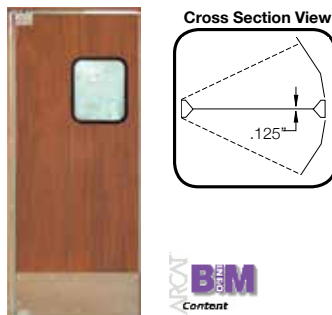
Restaurant Doors

Choose dining room doors that stand out and allow wait staff to blend in, moving efficiently from kitchen to table and back.



MODEL: LWP-3

APPLICATIONS: Restaurant, Supermarket, Retail
TRAFFIC: Pallet Jack, Push Cart, Pedestrian
DOOR BODY: .063" thick tempered aluminum alloy
FINISH: Satin anodized aluminum
WINDOW: 9" x 14" clear acrylic set in black rubber molding
HINGE: Eliason Easy Swing® Hinge



MODEL: LWP-6

APPLICATIONS: Restaurant, Supermarket, Retail
TRAFFIC: Pallet Jack, Push Cart, Pedestrian
DOOR BODY: .063" thick tempered aluminum alloy with delta formed vertical edges
FINISH: .032" decorative high pressure laminate (both sides)
BASE PLATE: 12" high, 18 gauge stainless steel (both sides)
WINDOW: 9" x 14" clear acrylic set in black rubber molding
HINGE: Eliason Easy Swing® Hinge
SHOWN WITH OPTIONAL: 15" x 20" clear acrylic window



MODEL: EHH-3/WHITEBOARD DOOR

APPLICATIONS: Restaurant, Supermarket, Retail
TRAFFIC: Pallet Jack, Push Cart, Pedestrian
DOOR BODY: .75" sustainable, moisture resistant, composite wood core; 1" total door thickness
FINISH: Full length stainless steel panel (both sides)
HINGE: Eliason Hidden Hardware (TM) (patent pending)
WINDOW: 9" x 14" flush window, clear acrylic, double glazed
WHITEBOARD OPTION: Full length whiteboard panel on one side, full length stainless on the customer-facing side



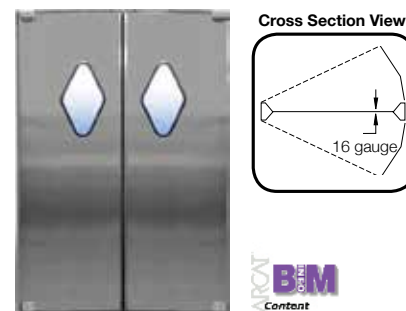
MODEL: PMP-2

APPLICATIONS: Restaurant, Supermarket, Retail
TRAFFIC: Pallet Jack, Push Cart, Pedestrian
DOOR BODY: 1/4" thick ABS material reinforced with 2 pieces of 1/4" x 7" ABS along the jamb side, create a back spline with a total thickness of 3/4". The back spline is capped with a stainless steel back channel for extra strength and rigidity.
FINISH: Textured surface (front side)
BACK CHANNEL: Stainless steel
WINDOW: 14" x 16" clear acrylic, set in black rubber molding
HINGE: Eliason Easy Swing® Hinge



MODEL: PII-PLUS

APPLICATIONS: Restaurant, Supermarket, Retail
TRAFFIC: Pallet Jack, Push Cart, Pedestrian
DOOR BODY: High strength polymer cell core with 1/2" PVC frame, 5/8" total door thickness
FINISH: High impact thermoplastic exterior
WINDOW: 14" x 16" clear acrylic set in black rubber molding. Shown with 9" x 30" ADA-compliant windows
HINGE: Eliason Easy Swing® Hinge
BACK CHANNEL: Galvanized steel powder coated satin black



MODEL: DSP-3

APPLICATIONS: Restaurant, Retail
TRAFFIC: Pallet Jack, Push Cart, Pedestrian
DOOR BODY: 16 gauge stainless steel with delta formed vertical edges
WINDOW: 9" x 14" clear acrylic set in black rubber molding
SHOWN WITH OPTIONAL: 11" x 16" diamond shape translucent acrylic windows

Restaurant Doors

Stylish doors make “just passing through” speedy and safe for the kitchen and cooler.



FEATURING:
Hidden Hinge™ &
Flush Windows



MODEL: ENG-I

APPLICATIONS: Restaurant, Banquet Centers

TRAFFIC: Push Cart, Pedestrian

DOOR BODY: Rigid PVC frame with honeycomb polymer core, 1-1/2" total door thickness

FINISH: .032" decorative high-pressure laminate (both sides), with black plastic edge molding and 8" High black plastic Scuff Plate (both sides)

HINGE: Eliason Hidden Hinge™ (patent pending)

WINDOW: 9" x 14" flush window, clear acrylic, double glazed



FEATURING:
Hidden Hinge™ &
Flush Windows



MODEL: SCP-15

APPLICATIONS: Restaurant, Retail

TRAFFIC: Push Cart, Pedestrian

DOOR BODY: .75" sustainable, moisture resistant, composite wood core; 1" total door thickness

FINISH: .032" decorative high-pressure laminate (both sides), with black plastic edge molding and 8" High black plastic Scuff Plate (both sides)

HINGE: Eliason Hidden Hinge™ (patent pending)

WINDOW: 9" x 14" flush window, clear acrylic, double glazed



FEATURING:
Flush Windows



MODEL: SCP-12

APPLICATIONS: Supermarket, Restaurant, Retail

TRAFFIC: Push Cart, Pedestrian

DOOR BODY: .75" sustainable, moisture resistant, composite wood core; 1" total door thickness

FINISH: .032" decorative high-pressure laminate (both sides), with black plastic edge molding and 8" High black plastic Scuff Plate (both sides)

HINGE: Eliason Easy Swing® Hinge

WINDOW: 9" x 14" flush window, clear acrylic, double glazed



MODEL: SCP-3

APPLICATIONS: Retail, Restaurant

TRAFFIC: Pallet Jack, Push Cart, Pedestrian

DOOR BODY: .75" sustainable, moisture resistant, composite wood core; 1" total door thickness

FINISH: Full length stainless steel panel (both sides)

WINDOW: 9" x 14" clear acrylic set in black rubber molding

HINGE: Eliason Easy Swing® Hinge



MODEL: SCP-8 CUSTOM DOORS

APPLICATIONS: Retail, Restaurant

TRAFFIC: Pallet Jack, Push Cart, Pedestrian

DOOR BODY: .75" sustainable, moisture resistant, composite wood core; 1" total door thickness

FINISH: .032" decorative high-pressure laminate (both sides)

BASE PLATE: Standard 18" stainless steel

WINDOW: Customize the size and shape to match your decor

HINGE: Eliason Easy Swing® Hinge

NSF: Model SCP-8N is NSF Certified.



MODEL: SCP CAFE GATE

APPLICATIONS: Restaurant, Retail

TRAFFIC: Pedestrian

DOOR BODY: .75" sustainable, moisture resistant, composite wood core; 1" total door thickness

FINISH: .032" decorative high-pressure laminate (both sides)

OPTIONAL: Stainless steel (both sides)

EDGE TRIM: Black plastic molding, optional stainless steel edge cap available.

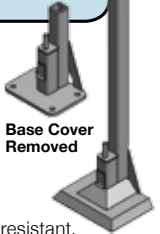
STRAIGHT CUT: Top and bottom; optional contour available, see pg.13

HINGE: Eliason Easy Swing® Hinge

SHOWN WITH OPTIONAL: Mounting post

Optional Patented Gate Post System

- Floor mounted
- No drilling into expensive counters
- Eliason Easy Swing® Hardware
- Available in any height up to 47"
- Attractive powder coated finish
- Supports up to 500 lbs.



Cooler & Freezer Doors

Eliason offers cooler and freezer doors for new and retrofit applications for use in restaurants, grocery stores, banquet halls, food processing facilities, cold storage facilities, and more. With swinging, sliding and bi-parting models, Eliason has the right cold storage door for you.

Swing Doors

Featuring a pultruded FRP internal framework, CFC-free urethane foam core and heavy duty hardware, Eliason walk-in cooler and freezer doors are ideal for both new and replacement applications. These doors offer high strength and durability, coupled with Eliason's legendary quality.

Swing cooler doors (CD-4000) are 4" thick and offer an R-32 insulating value. Swing freezer door models are available in two thicknesses: the 4" is rated at R-32 (FD-4000), while the 6" is rated at an R-48 insulating value (FD-6000). All FD models feature standard full-perimeter frame heat with bottom bar heat in the door.

Our in-fitting doors are mounted at the factory to a strong fiberglass frame, ensuring the magnetic seal fits perfectly for a tight seal. Through bolted mirror image casing frames are available for applications where more structural integrity is needed.



MODEL: CD/FD-4000 & FD-6000 SWING DOORS

APPLICATIONS: Commercial, Institutional, Warehouse, Cold Storage, Food Processing, Supermarket, Retail, Restaurant

TRAFFIC: Pedestrian, Push Cart, Pallet Jack

DOOR BODY: Structural pultruded fiberglass perimeter framework with polyurethane core bonded to the exterior finish material.

SEAL SYSTEM: Magnetic vinyl perimeter seals.

FINISH: Embossed white or mill aluminum, smooth white aluminum or galvanized, stainless steel, embossed white, gray or black galvanized.

WINDOW: 14" x 14" or 14" x 24" Heated or non-heated windows are available.

CORE: Foamed-in-place polyurethane core.

HINGE: Heavy duty, chrome plated, self-lubricating cam lift hinges raise the door slightly when opening to prevent bottom seal damage. Zinc plated strap hinges are used for larger doors.

OPTIONS: Mirror image casings, door closer, panic bar latching hardware, keyed latch, thru-wall jamb casings, casing mounted thermometer, casing mounted light switch, jamb wall caps, heat in door.

Cooler & Freezer Doors

Sliding Doors

Available in single and bi-parting models, Eliason sliding cooler and freezer doors offer high strength and durability, thanks to the internal FRP frame system with internal steel reinforcements and CFC-free urethane foam core which bonds to the internal framework and external finish.

Eliason Sliding Cooler Door (CD-4000) models are 4" thick and feature an R-32 insulating value. Sliding Freezer Doors are available in 4" (FD-4000) and 6" (FD-6000) models, with R-32 and R-48 insulating values, respectively. Freezer door models have standard full-perimeter heat in door.

All door models are available as either manually or electric motor operated and are custom designed to your specifications. Electric models feature a 1/2 HP motor with instant reversing, variable opening and closing speeds with soft start/stop, and emergency release on both sides. All sliding doors operate on a heavy duty track system, with an extremely heavy duty track available for larger or motor operated doors.

Eliason's unique gasket system eliminates bulb gasket headaches. The two-ply, reinforced blade seal gasket offers better sealing, longevity and reduced drag. There is no need to pull or push on the panel when opening or closing the door for a tight seal.



MODEL: CD/FD-4000 & FD-6000 SLIDING DOORS

APPLICATIONS: Commercial, Institutional, Warehouse, Cold Storage, Food Processing, Supermarket, Retail, Restaurant

TRAFFIC: Pedestrian, Push Cart, Pallet Jack, Forklift

DOOR BODY: Structural pultruded fiberglass perimeter framework with stainless steel reinforcements and polyurethane core bonded to the exterior finish material.

SEAL SYSTEM: Two-ply, reinforced blade seal system offers better sealing and reduced drag with no need for a "down and in" motion.

FINISH: Embossed white or mill aluminum, smooth white aluminum or galvanized, stainless steel, embossed white, gray or black galvanized.

WINDOW: 14" x 14" or 14" x 24" Heated or non-heated windows are available.

CORE: Foamed-in-place polyurethane core.

TRACK: Heavy duty track system with permanently lubricated rollers, optional extreme heavy duty track available for large or motorized doors.

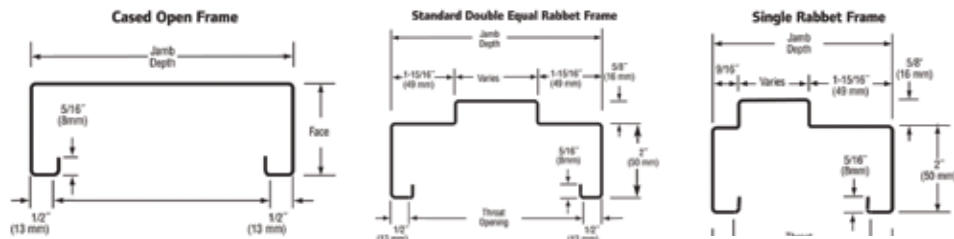
OPTIONS: Mirror image casings, electric operator with variety of activators, time delay close and electric interlock, thru-wall jamb casings, padlock locking devices, metal clad vertical casings and header, track and/or motor hood for outdoor or washdown applications.



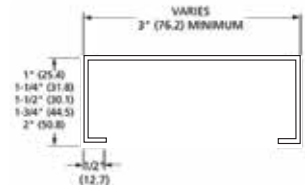
Eliason® Frame Solutions

Eliason pre-drilled frames offer the convenience of one supplier and quicker installation times. Since the holes are pre-drilled for your exact door, the hassle of drilling holes on-site is minimized, saving you time and money during installation.

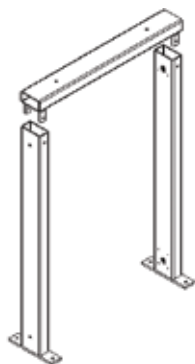
INTERIOR DOOR FRAMES



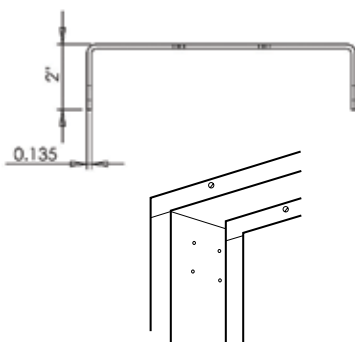
FRAME OPTIONS FOR ALL DOORS



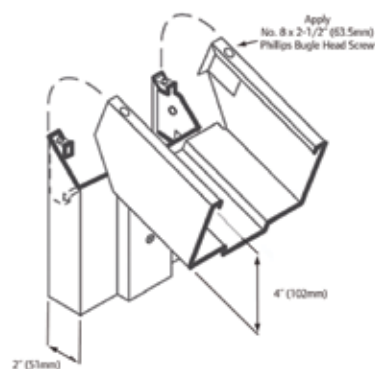
STRUCTURAL STEEL TUBE FRAMES (2" x 4", 2" x 6" or 2" x 8")



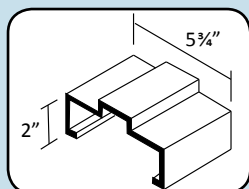
"C" CHANNEL STEEL FRAME & CORNER DETAIL



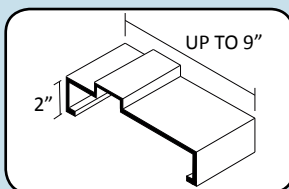
RABBET FRAME KD CORNER DETAIL



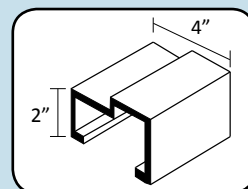
FIBERGLASS FRAME OPTIONS



FIBERGLASS FRAME
 5-3/4" Double Rabbet Frame




FIBERGLASS FRAME
 Variable Frame



FIBERGLASS FRAME
 4" Single Rabbet Frame

Stainless steel frames are also available. Consult factory.

Hardware & Optional Accessories



ALUMINUM JAMB GUARDS FOR EASY SWING MODELS SHOWN

Jamb Guards: Protect door jamb & lower hinge area from wide or errant loads

3" x 9" Aluminum Jamb Guard w/ Floor Plate
Easy Swing Models Only (Optional)

3" x 9" Stainless Steel Jamb Guard w/ Floor Plate
Easy Swing Models Only (Optional)

5" x 18" Aluminum Jamb Guard w/ Floor Plate
Easy Swing Models Only (Optional)

5" x 18" Stainless Steel Jamb Guard w/ Floor Plate
Easy Swing Models Only (Optional)

3-5/8" x 11" Aluminum Jamb Guard w/o Floor Plate
Optional on V-Cam Hinge Models Only


3-5/8" x 11" Aluminum Jamb Guard w/ Floor Plate
Optional on V-Cam Hinge Models Only

3-5/8" x 11" Polyethylene Jamb Guard w/ Floor Plate
Optional on V-Cam Hinge Models Only

3-5/8" x 11" Steel Jamb Guard w/ Floor Plate
Optional on V-Cam Hinge Models Only

5-1/4" x 11" Aluminum Jamb Guard w/o Floor Plate
For Doors with Spring Assist. V-Cam Hinge Models Only

Aluminum Jamb Guard for use w/ 90° x 180° V-CAM Hinge
Optional on V-Cam Hinge Models Only




Easy Spring Bumpers

OPTIONAL ACCESSORIES

Easy Spring Bumpers:

Protect door surface from carts, pallet jacks and motorized traffic. 3" or 4" projection in the following standard heights: 18", 24", 36" 42".



Impact Plates & Scuff Plates:

Stainless steel, galvanized, ABS plastic and polyethylene available in various heights.

Heavy Duty Bottom Leaf



Flush Windows

Heavy Duty Bottom Leaf:

Standard on RMR-1500, HCP & HCG models

Flush Windows: (No External Window Frame)

Standard on ENG-1, SCP-12, SCP-15 and EHH-3 models.

Integrated Hold Open Feature (patent pending)

Hold open cam plate for Eliason Easy Swing® Hinge



Hold Open Feature

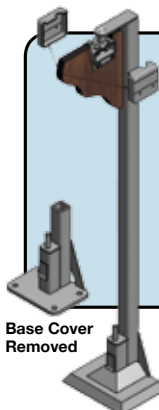
Additional Door Options:

- Deadbolt locks, lock hasps, chain sleeves
- 90° / 180° swing V-CAM Hinges
- Deep "V" V-CAM Hinges
- Bumper strips
- Transoms, double dutch doors
- Push plates & pull handles
- Weld plates



WINDOW OPTIONS:

Virtually unlimited selection of shapes and sizes. Also choose from polycarbonate, acrylic, mirrored, translucent or laminated safety glass.



Base Cover Removed

Patented Gate Post System:

Floor mounted gate post allows for secure mounting of gate doors without drilling and anchoring hardware into expensive counters and millwork.

Features:

- Eliason Easy Swing® Hinge
- Available in various heights up to 47"
- Attractive powder coated finish
- Supports up to 500 lbs.

Econo Covers®

At Eliason®, we have worked hard to understand what it takes to fulfill your energy saving needs. That's why we have developed a series of energy efficient products to help cut costs while maximizing eco-friendliness. Not only will you realize lower energy bills, you may also qualify for available energy rebate programs that vary from state to state.



ECONO-COVER®: DOUBLE ACTION

A double action Econo-Cover is shown in use on a produce display case. Econo-Covers are available in Opaque.



ECONO-COVER®: EASY MOUNT

An Opaque Econo-Cover is shown deployed on a gondola display case.



ECONO-STRIPS®

Unique, simple and effective in directing cold air flow, our see-through strips reduce refrigeration loss, create warmer aisles and provide 24-hour product protection.

ELIASON® ENERGY SAVINGS PRODUCTS PROVIDE UNIQUE BENEFITS:

- Eliason Econo-Covers are proven to be more efficient in independent lab tests!
- The Econo-Cover provides up to 23% savings on refrigeration energy costs, while helping to maximize product shelf life & safety
- Econo-Covers typically cost a fraction of competitive aluminum night shades.
- The Eliason Magnetic Mount provides a secure method to hold the cover in place without marking or damaging your case.
- The flexible Magnetic Mount allows for a faster and easier installation.
- Eliason Econo-Covers have no springs or gears - no moving parts = less maintenance!



ECONO-COVER®: STORAGE TRAY

When not in use, Econo-Cover night shades store neatly in their own specially designed plastic molded storage tray, which mounts directly to the display case.

ENERGY SAVING ECONO-COVERS®

- Proven in independent testing to be more effective than woven aluminum covers
- Reduce energy costs and increase product shelf life
- New Magnetic hold down feature
- Quick and easy installation
- Excellent ROI playback
- Helps maintain case and product temps during emergency power outages
- Great for restaurant, grocery stores, convenience stores
- Low profile design makes it easy to install the Econo-Cover on either the inside or outside of your display case.