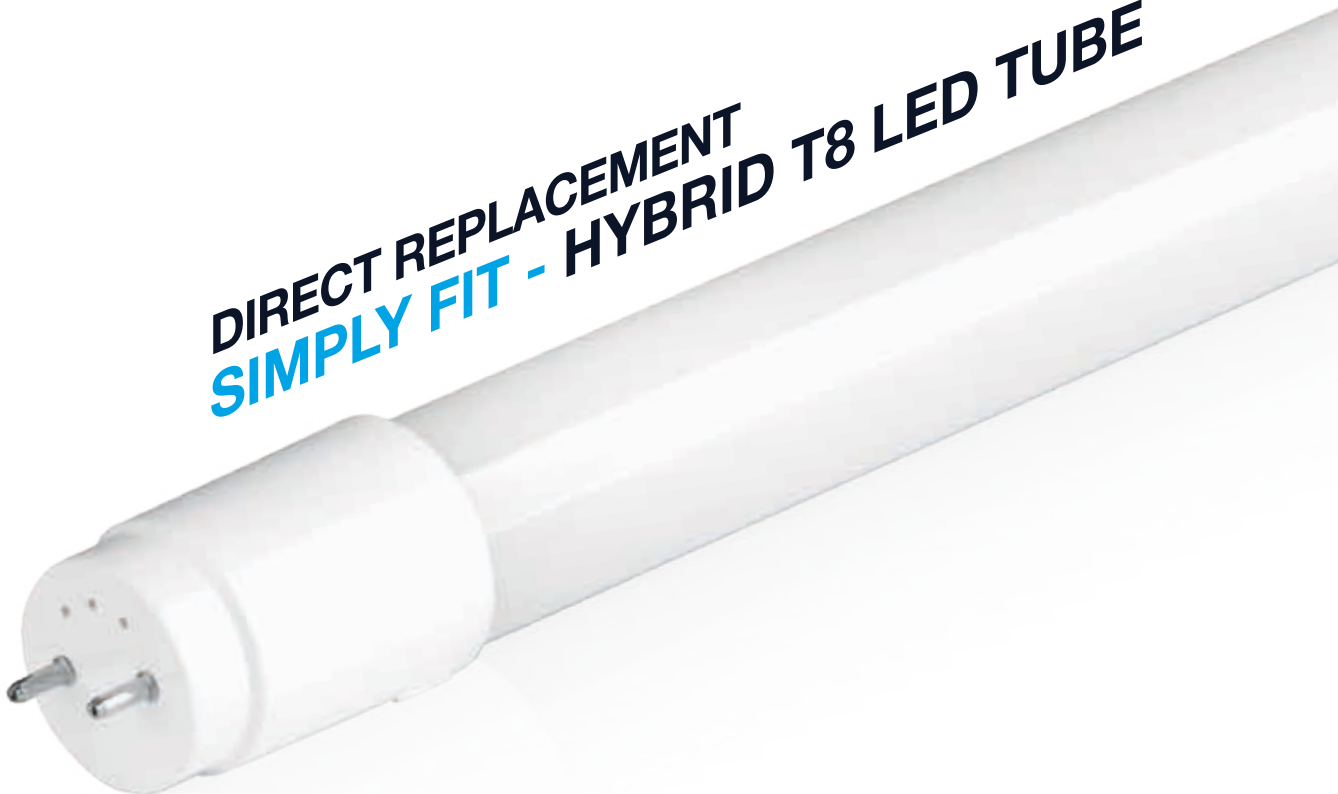




**DIRECT REPLACEMENT
SIMPLY FIT - HYBRID T8 LED TUBE**



V.07

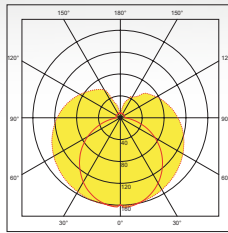
T8 LED Tubes

JXT COMPANY T: 828-735-1978; F: 866-340-1699; E: SALES@JXTCOMPANY.COM

SIMPLY FIT - HYBRID T8 LED Tubes
COST-EFFECTIVE, DIRECT REPLACEMENT



**SIMPLY FIT - HYBRID
T8 LED TUBES**
**WORKS WITH OR
WITHOUT A BALLAST**



50,000
HOURS LIFETIME
UP TO 110lm/W

Description

The Aurora T8 Simply Fit-Hybrid LED Tube provides a simple retrofit solution for those that want to benefit from the savings of an LED tube without the time and investment associated with removing the existing ballasts and re-wiring each fixture. Compatible with Instant Start Electronic, Rapid Start, Program Start and Magnetic Ballasts.

The Simply Fit-Hybrid can also be used as a bypass tube wiring directly to the mains, providing dual functionality.

The Simply Fit-Hybrid LED tubes are some of the safest on the market with both shock hazard protection for the installer and surge protection to protect the tube. Coupled with low wattage T8 tubes offer a short payback on investment.

Features

- Compatible with a range of Electronic, Magnetic Ballasts
- Please visit us.auroralighting.com/Support/Product-Support for full compatibility list
- Suitable as a ballast bypass with direct wire to mains
- No danger of electric shock from the lamp pins during installation
- Glass Tube with shatterproof cover
- High power factor 0.9
- High Color Rendering - CRI>80
- Instant start, no flickering, no buzzing
- Non-dimmable
- Suitable for damp locations, IP44
- DLC (DesignLights Consortium®) certified
- (L70) at **50,000 hour lifetime**
- **5 year warranty**

Compliance & Approvals



CRI>80
COLOR RENDERING

NON-ROTATABLE END CAP





Cat. No.	Diffuser	Voltage	Watts	Lumens	lm/W	Color Temp	Beam	Life (hrs)	No. of LEDs	Length
NON-DIMMABLE										
NEW AR-T8H184FFR/40	Frosted	100 - 277V	18W	1980lm	110	4000K	160°	50,000	108	4ft
NEW AR-T8H184FFR/50	Frosted	100 - 277V	18W	1980lm	110	5000K	160°	50,000	108	4ft



Simply Fit Hybrid LED Tubes

**PLEASE READ THESE INSTRUCTIONS CAREFULLY BEFORE INSTALLATION
LEAVE A COPY FOR THE USER / MAINTENANCE ENGINEER FOR FUTURE REFERENCE**

IMPORTANT INSTALLATION INFORMATION

 <p>WARNING RISK OF ELECTRIC SHOCK</p> <ul style="list-style-type: none"> • Disconnect power before performing installation or maintenance • T8 LED tubes operate at 100-277V~ 50/60Hz. • These T8 LED tubes cannot be dimmed and should not be connected to existing dimming switch/equipment. • Verify that supply voltage is correct by comparing it with the luminaire label information. • When modifying an existing T8 fluorescent luminaire to accept T8 LED tubes it is the installer's responsibility to ensure that all electrical connections are in accordance with the latest edition of the National Electric Code (NEC) and applicable local code requirements and ensure that the luminaire is electrically safe. • If the supply wire is damaged. It must be replaced by the manufacturer or its service agent or a similar qualified person in order to avoid a hazard. • All wiring connections should be capped with UL approved wire connections. • Caution-Risk of Electric Shock- The modified luminaire will no longer operate with the original lamp and electronic ballast. • To reduce the risk of fire or electrical shock, do not expose this apparatus to moisture or wet locations. • To reduce the risk of electrical shock, do not remove cover and caps, fixture must be grounded. 	 <p>WARNING CAUTION</p> <ul style="list-style-type: none"> • Suitable for mounting on normally flammable surfaces. • Do not dispose of electrical appliances as unsorted municipal waste, use separate collection facilities. • If electrical appliances are disposed of in landfill or dumps, hazardous substances can be damaging to health and well-being. • Contact your local government for information regarding the collection system available. • This device is not intended for use with emergency exit fixtures or emergency exit lights. • No user-serviceable parts inside. Refer servicing to qualified/licensed service personnel. • Do not use when enclosure is broken. • To prevent wiring damage or abrasion do not expose wiring to edges of sheet metal or other sharp objects. • Simply fit hybrid T8 LED tubes can be used with or without an electronic ballast. Please see www.auroralighting.com for compatibility list. • Do not make or alter any open holes in an enclosure of wiring or electrical components during the kit installation. • Caution: do not stare directly into the luminaire in operation. May be harmful to eyes.
 <p>WARNING RISK OF BURNS</p> <ul style="list-style-type: none"> • Follow all manufacturer's warnings and recommendations for mounting position, installation methods, replacements and recycling. 	 <p>WARNING RISK OF FIRE</p> <ul style="list-style-type: none"> • Keep any combustible and other materials that can burn away from the luminaires. Incorrect installation may result in electrical shock or a risk of a fire. • Only electrically licensed personnel should attempt to replace this LED lamp retrofit kit.


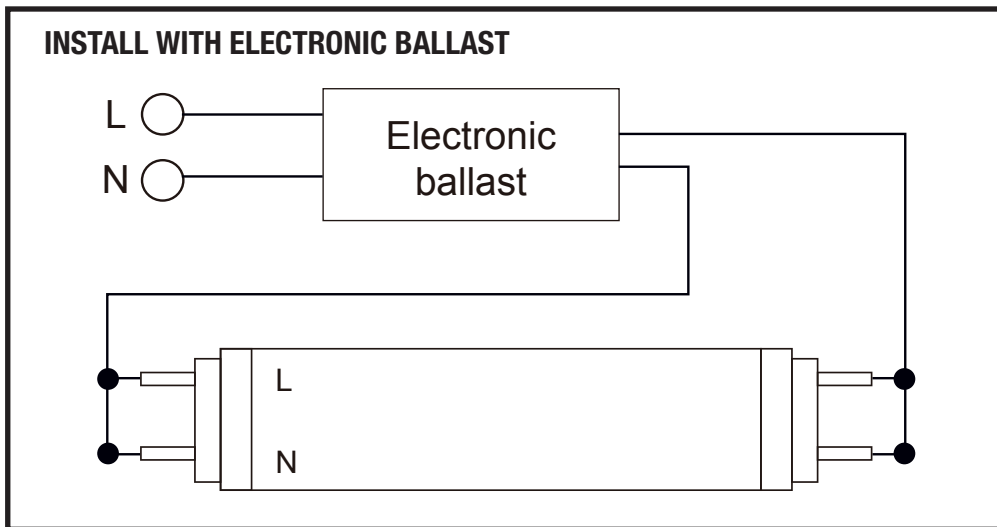
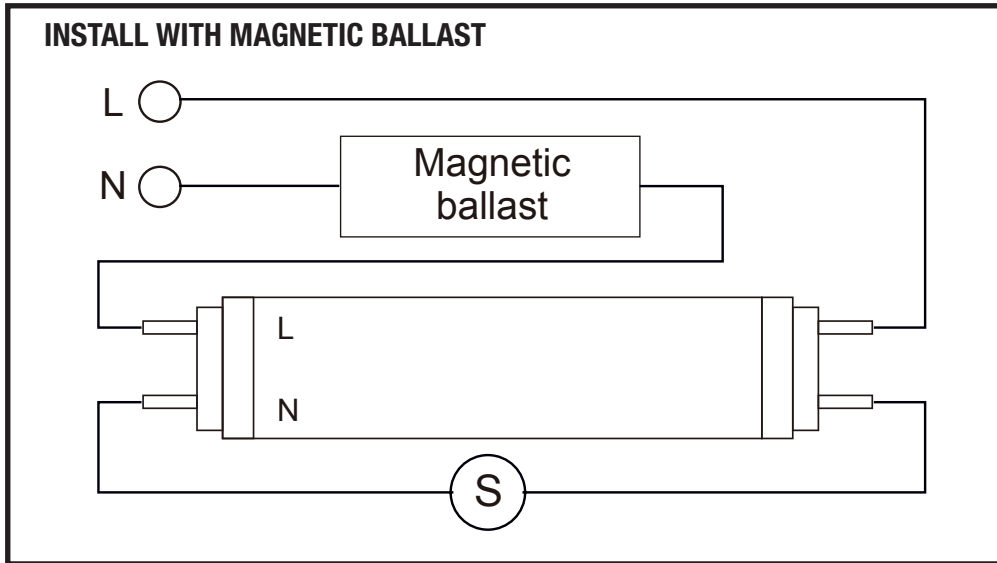
For Model Numbers

4FT: AR-T8H184FFR/40 & AR-T8H184FFR/50

DANGER - RISK OF SHOCK - DISCONNECT POWER BEFORE INSTALLATION.

INSTALLATION GUIDE:

1. Turn off the power to the light fixture at the breaker panel before installation.
2. Open the diffuser from the light fixture.
3. Remove the fluorescent tubes. Please dispose of these items properly as they contain mercury.
4. For direct replacement to work with electronic or magnetic ballast please remove Fluorescent tube and replace with a simple fit hybrid.
5. If you remove the ballast and wire directly to mains, cut out the ballast and rewire the fixture for one end power (L)-Live, (N)-Neutral.



WARRANTY:

This product has a warranty of period of 5 years from the date of purchase. The warranty is invalid in the case of improper use, installation, tampering, and removal of the Q.C. date label, installation in an improper working environment or installation not according to the current edition of the National Electric Code. Should this product fail during the warranty period it will be replaced free of charge, subject to correct installation and return of the faulty unit. Aurora does not accept responsibility for any installation costs associated with the replacement of this product. This warranty is in addition to the statutory rights in your country of purchase. Aurora reserves the right to alter specifications without prior notice.